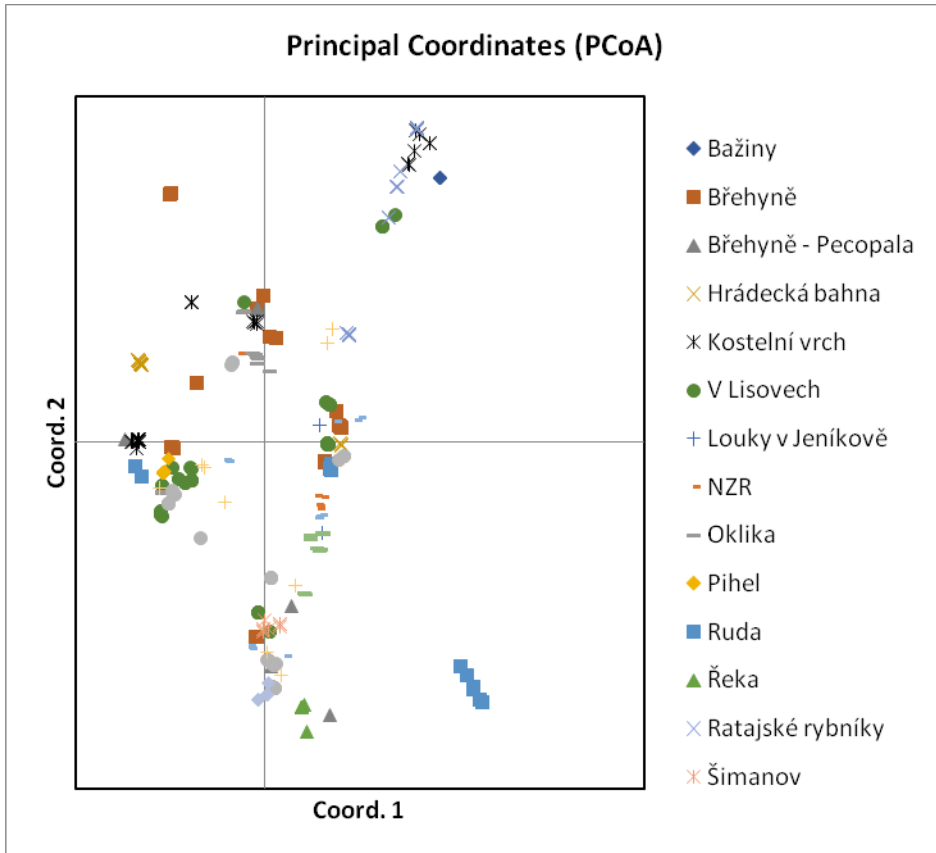


Manukjanová A., Košnar J.& Kučera J. (2020) Genetic variation in two cryptic species of the rare fen moss *Hamatocaulis vernicosus* in the Czech Republic. – Preslia 92: 57–72.

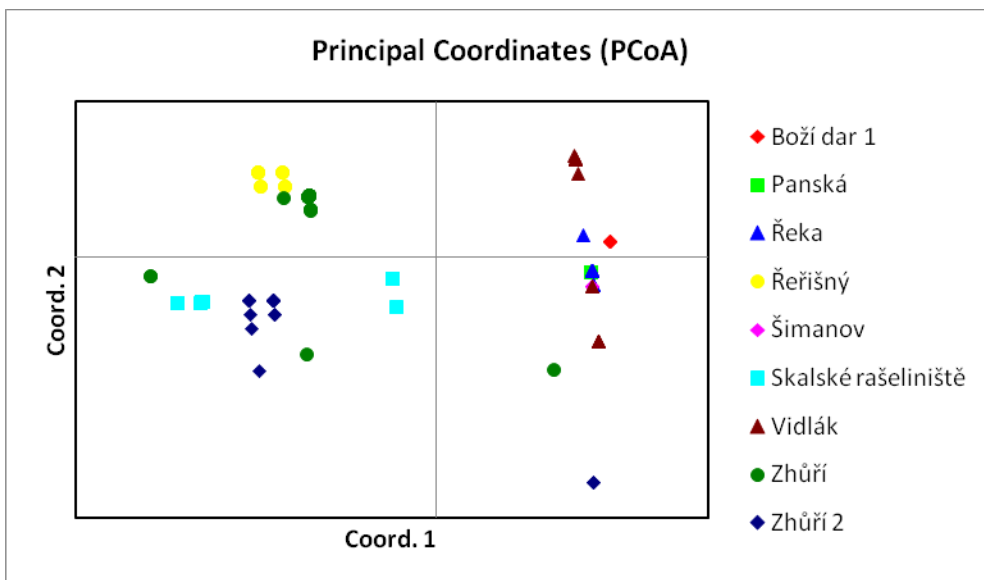
Electronic Appendix 1. The number of alleles for each locus

locus	AC4	2-AC45	AC209	AC30	TC14	AG29	AG39	AC115	2-AC107	AC40	AC62	CAA111	2-AC58	2-AC141	2-AC134	2-AC90
clade 2					3				7	4	4	11	2	3	4	10
clade 1	4	10	10	9	4	22	6	4	21	10	20	22				

Electronic Appendix 2

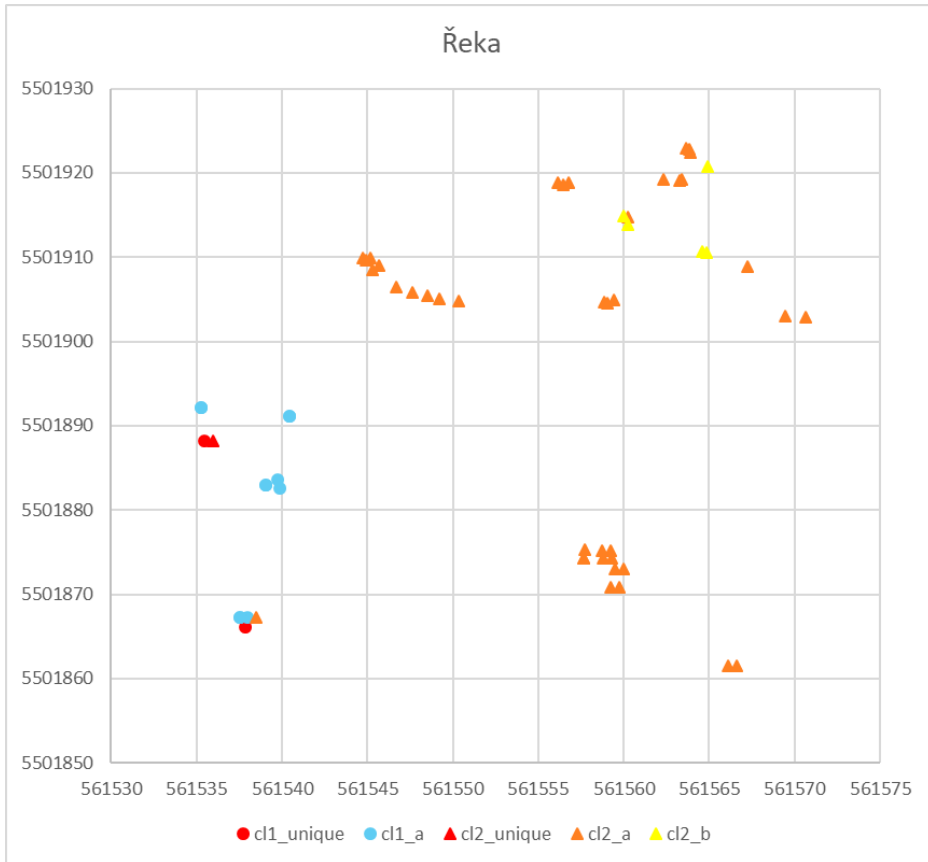


PCoA of clade 1. The first two axes explain 41.67% and 22.58% of variability.

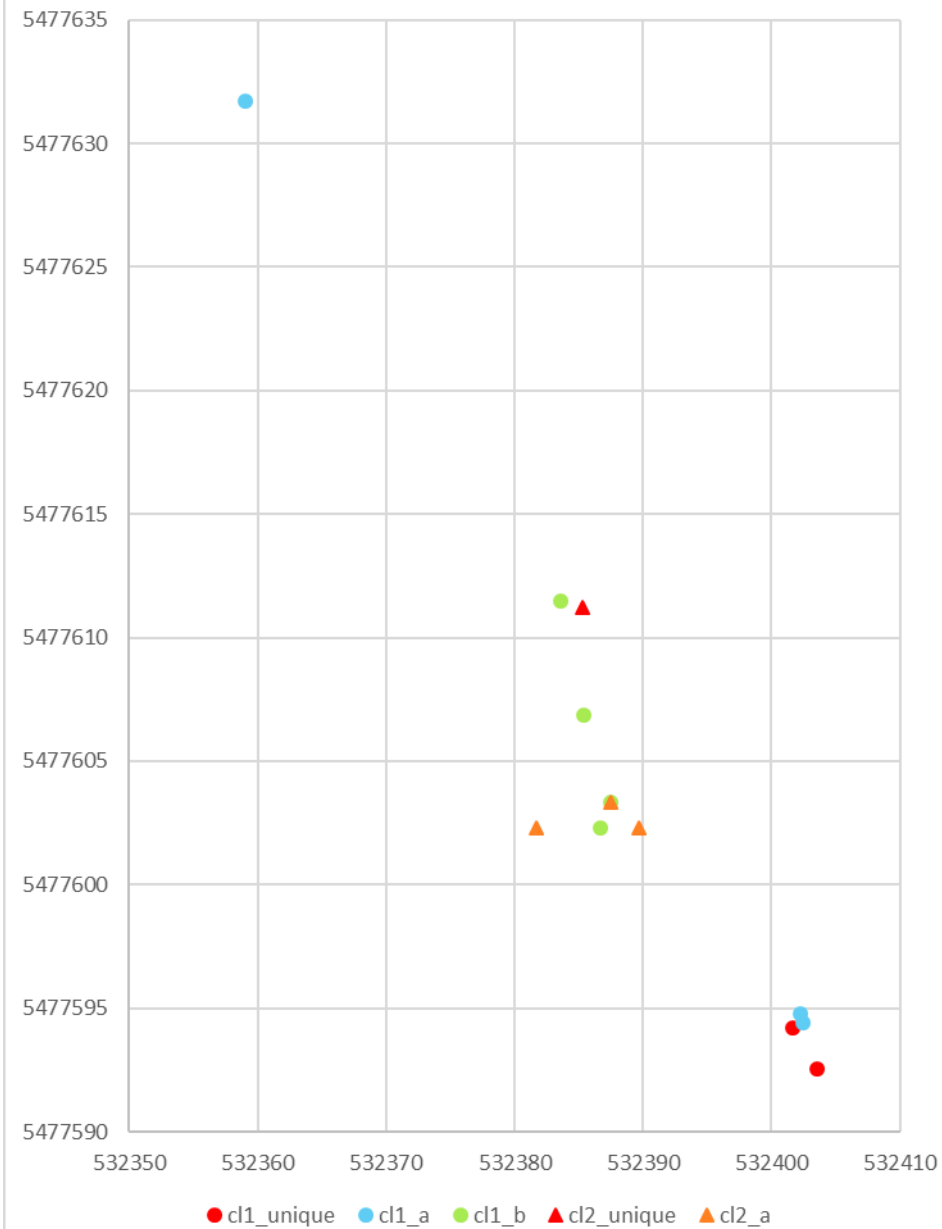


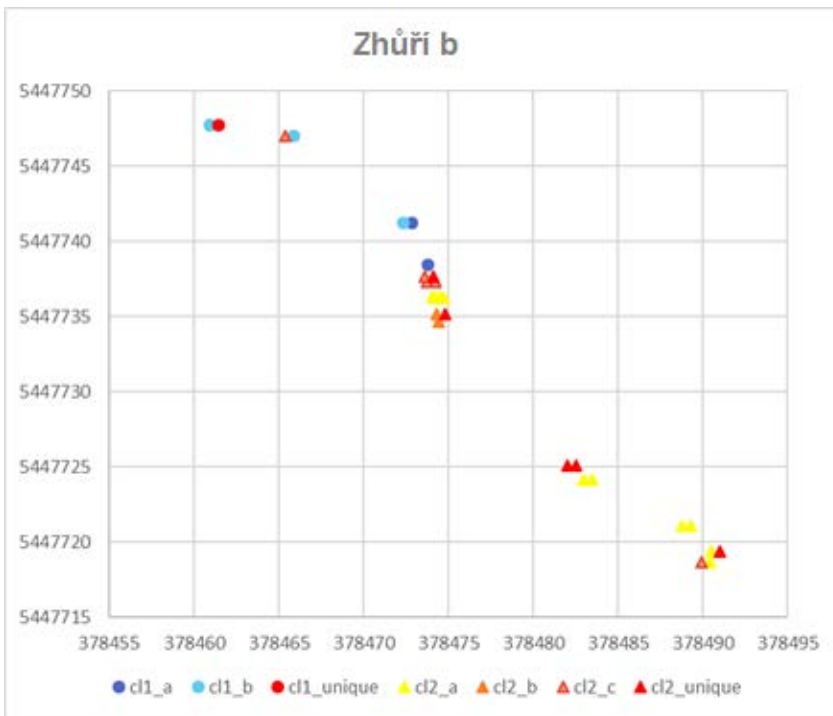
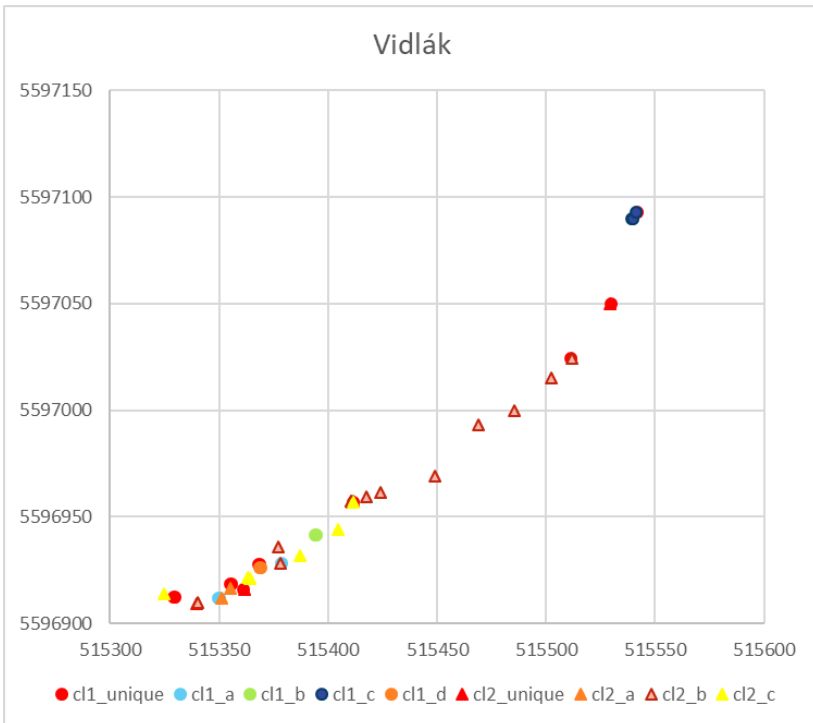
PCoA of clade 2. The first two axes explain 69.56% and 25.28% of variability.

Electronic Appendix 3. The distribution of genotypes at mixed localities. Clade 1 is represented by circles, clade 2 by triangles. The position of patches are defined by GPS coordinates in UTM format in metres. The locations with 2 analysed individuals from one patch were manually separated by shifting their position at x-axis by 0.5m, so the marks are distinguishable in graph.



Šimanovské rašeliště





Zhůř a



- cl1_unique
- cl1_a
- cl1_b
- cl1_c
- cl1_d
- cl1_e
- ▲ cl2_unique
- ▲ cl2_a
- ▲ cl2_b
- ▲ cl2_c
- ▲ cl2_d

Electronic Appendix 4 The pairwise fixation index (R_{st}) between localities of clade 2

Boží dar a	Panská	Řeka	Řeřišný	Šimanov	Skalské rašeliniště	Vidlák	Zhůří a	Zhůří b	Boží dar a
1									Panská
0.688	0.632								Řeka
0.997	0.998	0.979							Řeřišný
0.993	0.987	0.756	0.996						Šimanov
0.953	0.964	0.961	0.894	0.937					Skalské rašeliniště
0.077	0.304	0.378	0.78	0.278	0.824				Vidlák
0.947	0.963	0.956	0.547	0.943	0.793	0.735			Zhůří a
0.83	0.857	0.904	0.774	0.749	0.306	0.745	0.681		Zhůří b

The pairwise fixation index (Rst) between localities of clade 1

Bažiny	Břehyně b	Břehyně a	Hrádecká bahna	Kostelní vrch	V Lisovech	Louky v Jeníkově	NZR	Oklika	Pihel	Ruda	Řeka	Ratajské rybníky	Šimanov	Staré jezero	Šmauzy	Vidlák	Zhůří a	Zhůří b	Boží dar b	
0.756																				
0.676	0																			
0.905	0.298	0.313																		
0.584	0.061	0.101	0.247																	
0.67	0.133	0.136	0.453	0.158																
0.845	0.398	0.34	0.747	0.346	0.158															
0.945	0.422	0.423	0.75	0.266	0.226	0.624														
0.783	0.176	0.195	0.338	0	0.205	0.535	0.473													
1	0.705	0.508	0.842	0.594	0.515	0.914	0.972	0.777												
0.517	0.388	0.434	0.632	0.387	0.26	0.155	0.279	0.418	0.69											
0.99	0.666	0.621	0.838	0.574	0.432	0.745	0.861	0.728	0.992	0.347										
0.771	0.684	0.593	0.866	0.525	0.585	0.767	0.837	0.74	0.975	0.551	0.934									
0.963	0.504	0.461	0.78	0.485	0.302	0.555	0.816	0.646	0.947	0.21	0.825	0.918								
0.815	0.366	0.385	0.564	0.389	0.158	0.338	0.405	0.421	0.644	0.315	0.365	0.765	0.202							
0.748	0.073	0.129	0.377	0.144	0.039	0.262	0.317	0.194	0.624	0.308	0.481	0.686	0.313	0.095						
0.637	0.313	0.311	0.561	0.273	0.191	0.213	0.486	0.3	0.671	0.161	0.522	0.667	0.312	0.329	0.25					
0.98	0.554	0.446	0.797	0.375	0.216	0.46	0.778	0.562	0.988	0.137	0.9	0.895	0.793	0.267	0.282	0.306				
0.995	0.576	0.597	0.806	0.469	0.411	0.785	0.812	0.618	0.995	0.331	0.917	0.94	0.832	0.413	0.474	0.47	0.947			
1	0.333	0.175	0.696	0.132	0.279	0.805	0.882	0.366	0.999	0.476	0.983	0.896	0.931	0.573	0.341	0.503	0.961	0.991		